


New Jersey Department of Transportation
1035 Parkway Avenue, PO Box 600, Trenton, New Jersey 08625-0600



Baseline Document Change Announcement

ANNOUNCEMENT: BDC20S-11

DATE: October 02, 2020

SUBJECT: Removal of Rumble Strips
- **Revision to the 2019 Standard Specifications for Road and Bridge Construction, Subsection 610.04 and addition of Subpart 610.03.09**

REFERENCE: Removal of Rumble Strips
- **Proposed revision to Subsection 14.16 Quality Control Checklist of the 2015 Roadway Design Manual**

BDC20MR-02 dated October 02, 2020

Removal of Rumble Strips
- **Proposed addition of CD-610-5.2 to the 2016 Standard Construction Details, Roadway**

BDC20D-02 dated October 02, 2020

Subsection 610.04 has been revised and Subpart 610.03.09 has been added to the 2019 Standard Specifications in order to create new stipulations for the removal of rumble strips during construction staging. The purpose is to create a smooth riding surface during lane shifts and temporary travel lanes.

The following revisions have been incorporated into the Standard Inputs (SI 2019):

610.03 CONSTRUCTION

THE FOLLOWING SUBPART IS ADDED:

610.03.09 Removal of Rumble Strip

Prior to shifting lanes, remove rumble strips as indicated in the plans and as directed by the RE.

Centered over the rumble strip, mill the width of the rumble strip plus 4 inches beyond the edge of the rumble strip on both sides. Mill to a minimum depth of 2 inches.

Clean the milled area as specified in 401.03.01.A. Obtain RE approval of the removal before proceeding with paving in the milled rumble strip.

Apply polymerized joint adhesive to the vertical surfaces of the milled rumble strip area as specified in 401.03.04. Apply tack coat as specified in 401.03.05 at an application rate of 0.15 gallons per square yard to bottom surface of the milled rumble strip area. Spread and grade HMA surface course in the milled rumble strip area as specified in 401.03.07.E. Ensure that the temperature of the HMA when placed and compacted is at least 250 °F. Compact as specified in

401.03.07.F, ensuring that the top of the compacted HMA is flush with, or not greater than 1/8 inch higher than, the adjacent pavement surface.

Reuse removed material as specified in 202.03.03.C.

610.04 MEASUREMENT AND PAYMENT
THE FOLLOWING ITEM IS ADDED:


<i>Item</i>	<i>Pay Unit</i>
REMOVAL OF RUMBLE STRIP	LINEAR FOOT

This revisions must be read in conjunction with the referenced BDC Announcement.

Implementation Code R (ROUTINE)


Changes must be implemented in all applicable Department projects scheduled for Final Design Submission at least one month after the date of the BDC announcement. This will allow designers to make necessary plan, specifications, and estimate/proposal changes without requiring the need for an addenda or postponement of advertisement or receipt of bids.

Recommended By:



Paul F. Schneider
Director
Capital Program Support

Approved By:



Snehal Patel, P.E., PMP
Assistant Commissioner
Capital Program Management
and State Transportation Engineer

PS: NE: HP