




LEGEND

-  DETOUR ROUTE
-  RAMP CLOSED
-  ROUTE 295 EXIT #

NOT TO SCALE

DETOUR 11	From: Route 295 South To: Florence-Columbus Rd. (CR 656)		NEW JERSEY DEPARTMENT OF TRANSPORTATION
Interchange 52	 Taylor Wiseman & Taylor ENGINEERS SURVEYORS SCIENTISTS		ROUTE 295
Stage 4A			PAVEMENT RECONSTRUCTION BURLINGTON COUNTY